


Simple to use:

- Select the correct groove. Grooves marked with the recommended cable size
- Place the cable in the groove to be used
Note: The arrow on the top of the tool indicates the pulling direction and the line indicates the blade location
- To slit the cable, close the tool making sure lock is engaged and pull
- For ring operation use ring side of tool and repeat steps above, instead of pulling rotate the tool 3-6 times to ring the cable




These **PATENTED** slit and ring tools are designed to open fiber jackets and loose buffer tubes to provide easy fiber access. One side of the tool slits fiber jackets and loose buffer tubes, the opposite side rings fiber jackets and loose buffer tubes. All this is done without damage to the fiber. Blades are replaceable. Note: MS-326 is designed for cables used in ducts and microducts.

SPECIFICATIONS	MS-526	MS-446	MS-426	MS-336	MS-326	MS-316	MS-306
# OF GROOVES	8 (4 Slitting, 4 Ringing)	8 (4 Slitting, 4 Ringing)	8 (4 Slitting, 4 Ringing)	4 (2 Slitting, 2 Ringing)	10 (5 Slitting, 5 Ringing)	10 (5 Slitting, 5 Ringing)	12 (6 Slitting, 6 Ringing)
GROOVE SIZES	9.8-10.2 mm 11.8-12.2 mm 15.4-15.8 mm 17.8-18.2 mm	8.7-9.1 mm 9.5-9.9 mm 11.8-12.2 mm 14.2-14.6 mm	5.8-6.4 mm 7.8-8.4 mm 9.8-10.4 mm 11.2-12 mm	7.9-8.2 10.7-11.0 mm	5.0-5.6 mm 6.0-6.6 mm 7.2-7.8 mm 7.8-8.4 mm 9.4-10 mm	2.9-3.6 mm 3.6-4.4 mm 4.4-5.2 mm 5.2-6.0 mm 6.0-6.8 mm	1.2-1.5 mm 1.5-1.8 mm 1.8-2.1 mm 2.1-2.5 mm 2.5-2.9 mm 2.9-3.3 mm
CABLE DIAMETER	9.8 mm-18.2 mm	8.7 mm-14.6 mm	5.8 mm-12 mm	7.9 mm-11 mm	5 mm-10 mm	2.9 mm-6.8 mm	1.2 mm-3.3 mm
CABLE TYPE	Corning Altos® with FastAccess®	AFL's Heavy Duty OSP MicroCore® (LMHD-Series)	Thick-walled jackets (up to 2.0 mm thick)	Corning's Minixtend HD 288 and 432	Thin-walled Jackets	Outer Jackets, Loose Buffer Tubes	Outer Jackets, Loose Buffer Tubes



SPECIFICATIONS	MS-6	MS-26
DESCRIPTION	Mid Span Slitter (1.2 mm-3.3 mm)	Mid Span Slitter (2.9 mm-6.8 mm)
NO. OF PRECISION GROOVES	6	5
GROOVE SIZES (MM)	1.2-1.5 mm 1.5-1.8 mm 1.8-2.1 mm 2.1-2.5 mm 2.5-2.9 mm 2.9-3.3 mm	2.9-3.6 mm 3.6-4.4 mm 4.4-5.2 mm 5.2-6.0 mm 6.0-6.8 mm
CABLE DIAMETERS	1.2 mm-3.3 mm	2.9 mm-6.8 mm
CABLE TYPE	Outer Jackets, Loose Buffer Tubes	Outer Jackets, Loose Buffer Tubes

REPLACEMENT CARTRIDGES	JONARD PART #	DESCRIPTION
	MSB-1533	Replacement Blades for MS-6
	MSB-2968	Replacement Blades for MS-26
	MS-306RB	Replacement Blades for MS-306
	MS-316RB	Replacement Blades for MS-316
	MS-336RB	Replacement Blade Set for MS-336
	MSB-5010	Replacement Blades for MS-326
	MS-426RB	Replacement Blades for MS-426
	MS-446RB	Replacement Blades for MS-446
MS-526RB	Replacement Blades for MS-526	

MADE FOR LIFE
GUARANTEED FOR LIFE

MID SPAN SLIT & RING TOOL INSTRUCTIONS

These **PATENTED** slit and ring tools are designed to open fiber jackets and loose buffer tubes to provide easy fiber access. One side of the tool slits fiber jackets and loose buffer tubes, the opposite side rings fiber jackets and loose buffer tubes. All this is done without damage to the fiber. Blades are replaceable. Note: Thin walled cables are designed for cables used in ducts and microducts.


Simple to use:

- Select the correct groove. Grooves marked with the recommended cable size
- Place the cable in the groove to be used
- Note: The arrow on the top of the tool indicates the pulling direction and the line indicates the blade location
- To slit the cable, close the tool making sure lock is engaged and pull
- For ring operation use ring side of tool and repeat steps above, instead of pulling rotate the tool 3-6 times to ring the cable

MID SPAN SLITTING EXAMPLE:



MID SPAN RINGING EXAMPLE:



MADE FOR LIFE
GUARANTEED FOR LIFE